

2 Lamp 1'x8' Narrow Aisle Luminaire

Aisle Series

Features

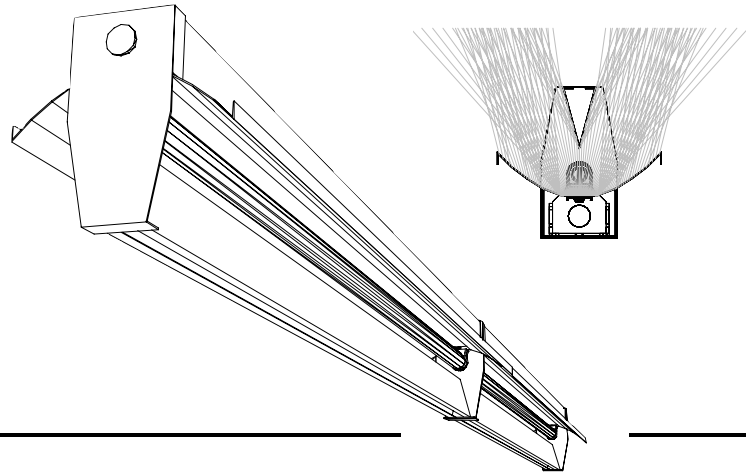
Designed exclusively for 4' - 8' wide aisles

Directs light toward racking

Allows increased shelf illumination without over-lighting walk-way

Can be Pendant or Surface Mounted

91.3% photometric efficiency



Technical Data


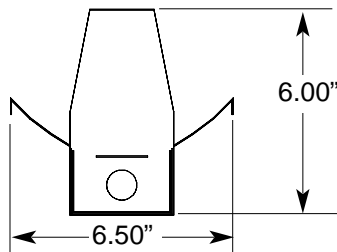
Housing: 0.036" pre-painted cold-rolled steel, die formed with sufficient knockouts for mounting and supply.

Finish: All fixture components are painted with a smooth, glossy, highly reflective white paint.

Reflector: Can be ordered with a 95% specular, a 85% specular, or a 92% diffuse white enamel. Substrate is 0.020" high quality aluminum. The reflector profile is optimized using computer analysis and manufactured using state of the art CNC equipment. A protective premask is applied to all reflective surfaces prior to manufacture.

Construction: The solid body provides exceptional rigidity. The reflectors are attached to the fixture body with quarter-turn fasteners. No tools or additional fasteners are required for reflector installation / removal.

Installation



Highlights

High-quality, cam-lock lampholders

Low energy consumption electronic ballast

Solid 0.036" steel fixture body

Secure, quarter-turn reflector attachment

Computer designed, CNC formed 0.020" specular aluminum reflectors

